

PRESIDENT LINCOLN'S COTTAGE


**2015
2016**

**SCHOOL
PROGRAMS**



GRADES K-12

WWW.LINCOLNCOTTAGE.ORG



President Lincoln's Cottage is located on an uplifting hilltop in northwest Washington, DC. During the Civil War, President Lincoln and his family resided here from June to November of 1862, 1863 and 1864. While living at the Cottage, Lincoln visited with wounded soldiers, spent time with self-emancipated men, women, and children, plotted Union wartime strategies, and developed the Emancipation Proclamation.

Opened to the public for the first time in 2008, President Lincoln's Cottage reveals Abraham Lincoln's presidency and private life—where it happened. Walking in President Lincoln's footsteps, visitors gain insight into his most influential ideas and decisions.

President Lincoln's Cottage is a home for brave ideas that offers students of all ages a remarkable window into Lincoln's life as father, husband, and commander-in-chief. Our unique, multimedia guided tour uses historical voices and images to bring to life the challenges Lincoln faced as president and the evolution of his emancipation strategies.


A visit to President Lincoln's Cottage inspires young minds to consider the example of Lincoln's leadership and character and his impact on students' lives today.

Abraham Lincoln's personality, wartime decision-making, political maneuvers, and relationships with family, friends, and colleagues come to life for students and teachers through education programs at President Lincoln's Cottage.

At President Lincoln's Cottage, my students saw beyond the myth of Lincoln and started understanding the man, his ideas and actions. They were enlightened by the discussion in which staff helped them connect the current turbulence in our own city to similar unrest during Lincoln's administration. For the first time, their eyes were opened to Lincoln's historical importance...but they also began to see history as a fluid continuum of which they are a part and in which they play a real role.

8TH GRADE TEACHER, BALTIMORE, MD

LEARNING AT PRESIDENT LINCOLN'S COTTAGE



On-campus programs are available for students in kindergarten through 12th grade and include a specialized tour of the Cottage and an interactive program component that meet Common Core and national standards of learning. Educator materials and lesson plans are available to prepare your students for their visit to President Lincoln's Cottage, provide logistical information for your on-site experience, and help facilitate meaningful post-program reflection. To download, visit our website at www.lincolncottage.org.

Additionally, the site offers distance learning programs that can be used in the classroom or computer lab for 4th–12th grade.

Registration

To register for an education program at President Lincoln's Cottage, download a Reservation Application and Tour Guidelines packet from our website: www.lincolncottage.org/visit/education.

When planning your student or teacher visit, please keep the following in mind:

- ◆ 3 weeks advanced reservations required.
- ◆ Send the complete form as an email attachment to LincolnEd@savingplaces.org or send via fax to 202.829.0437.
- ◆ Submitting the application does not mean your program is confirmed.
- ◆ Upon receipt of the application, a representative from the Education Department at President Lincoln's Cottage will contact you within 48 hours to either confirm or reschedule your program.
- ◆ Confirmation emails are sent between 9am–5pm on weekdays only.
- ◆ Ample, on-site bus parking is available at no charge.
- ◆ Picnic tables are available on a first-come, first-served basis.

Cost for education programs at President Lincoln's Cottage is \$7 per student. A nonrefundable \$50 deposit is required to secure your reservation; final payment is due one week in advance of your visit. The Cottage welcomes District of Columbia Public Schools and Public Charter Schools to participate in its programs at no cost. Additional program and transportation scholarships are available to Title 1 Maryland and Virginia schools on a first come, first served basis. President Lincoln's Cottage is pleased to offer program and transportation scholarships thanks to the generous support of the Pulvermann Trust, the Newburger-Schwartz Family Foundation, and the Richard Schwartz Family Foundation. To inquire about these scholarships, please contact the Education Department at LincolnEd@savingplaces.org.

Core Education

Grades K–12

PROGRAMS

Curriculum areas met by Cottage programs:



Art/Visual Arts



Social Sciences/
Studies



Technology






Geography



Language Arts

All programs include a hands-on component in the Robert H. Smith Visitor Education Center and a modified tour of President Lincoln's Cottage.

Lincoln's Hat

Grades K–3   






As a young man, Abraham Lincoln began forming his ideas on issues such as justice and freedom. As he grew, so too did his ideas. While living at the Cottage, President Lincoln developed his ideas on the Civil War and emancipation and turned these ideas into action. In *Lincoln's Hat*, students discover the ideas that President Lincoln developed from notes

he stored inside his signature stovepipe hat. Lincoln's unique note-taking practice serves as a model for students as they develop their own creative ideas and problem-solving skills on everyday decisions and complex issues. Following a reading of the book *Abe Lincoln's Hat* (K–1st grade) and *What Do You Do With an Idea?* (2nd–3rd grade), a hands-on activity provides students with a special place to store their own powerful ideas.

Program typically lasts 1.5 hours.

LINCOLN'S TOUGHEST DECISIONS: Debating Emancipation

Grades 6–12, College Students, and Adults   



Abraham Lincoln's presidency was marked by the development of big ideas and nation-changing actions. A key element of Lincoln's collaborative process was to consult the ideas of those around him while leading the country through turmoil toward a new

birth of freedom. Lincoln's approach provides a model for students to develop their own decision-making skills as they strive to understand the value of conflicting ideas and building support to achieve positive change in modern society. In *Lincoln's Toughest Decisions: Debating Emancipation* — an award-winning program that puts students in the role of President Lincoln's closest advisors — students use touch-screen monitors to explore historical documents and recreate the heated discussions that President Lincoln had with his Cabinet over emancipation.

Program typically lasts 2 hours but can be modified into a shorter program.

Students Opposing Slavery

Grades 9–12

Students Opposing Slavery (SOS) is a grassroots youth engagement program that encourages high school students to join the fight to end modern slavery. This network of modern abolitionists raises awareness on modern slavery and helps students develop the tools they need to continue Lincoln's fight for freedom in their own communities.

For more information on how you and your students can be involved in SOS and the 2015 SOS International Summit, contact Callie Hawkins at CHawkins@savingplaces.org.



I See the President

Grades 4–5   

During the Civil War, President Lincoln commuted daily from the Cottage through the heart of Civil War Washington to the White House. Along the way, Lincoln encountered soldiers heading for the front lines; self-emancipated men, women, and children living in contraband camps; wounded soldiers; and Washington residents, such as Walt Whitman. These diverse people influenced Lincoln and his ideas on the Civil War and emancipation and taught him lessons that are still relevant to today's students. Lincoln's desire to exchange ideas with those around him in order to gain new perspectives and better understand important issues serves as a model to young minds as they learn to respect each other's ideas. In *I See the President*, students take on the role of the people President Lincoln interacted with on his daily commute, analyze their personal stories, and write a fable that teaches their classmates an important lesson.

Program typically lasts 2 hours but can be modified into a shorter program.



FOR EDUCATORS

LIVING LINCOLN: A Workshop for Teachers

During his presidency, Abraham Lincoln developed a unique leadership style that continues to resonate with today's leaders. In *Living Lincoln: A Workshop for Teachers*, a museum educator facilitates an interactive workshop for school leaders that uses Lincoln's pragmatic style as a model for helping students develop the skills they need to be effective leaders. In this workshop, educators receive a customized tour of the Cottage, a resource packet of reflection activities and lesson plans, and an introduction to *Lincoln's Toughest Decisions: Debating Emancipation*.



Civil War Washington Teacher Fellows

The Civil War Washington Museum Consortium, including President Lincoln's Cottage, Ford's Theatre Society, Frederick Douglass National Historic Site, and Tudor Place Historic House and Garden, offers week-long, summer workshops for educators. These workshops provide a

place-based approach to exploring Washington during the Civil War, as teachers spend time at each participating site, discover Civil War neighborhoods through walking tours, and leave with an array of resources to use in their classrooms. For more information on the Civil War Washington Teacher Fellows program, please contact LincolnEd@savingplaces.org.

EXERCISE

TELL YOUR IMMIGRATION STORY



On July 4, 1864, the day Abraham Lincoln arrived at the Cottage for his final season here, he signed into law An Act to Encourage Immigration. Signed less than a year before his death, the Act embodied principles that had taken root in Lincoln as a young man.

The United States of America is, and always has been, a nation of immigrants. Abraham Lincoln recognized immigrants as one of America's greatest resources and its best hope for the future. He believed America offered immigrants the full realization of its founding promises and a fair chance to succeed. Our world is different from Lincoln's, but some of these very principles continue to draw immigrants to the United States 150 years later.

This exercise encourages students to trace their own immigration story, and using the world map poster on the reverse of this brochure, each student will connect their family's country of origin with where they call home today.

President Lincoln's Cottage will open **American by Belief**, a new special exhibit on Lincoln and immigration, on October 16, 2015 in the Robert H. Smith Visitor Education Center. *American by Belief* will remain open for two years.

AMERICAN
BY BELIEF

This exercise works well as an add-on to American Immigration Council's lesson plan *Crossing Borders with Digital Storytelling*. The lesson and full outline for this exercise is found at www.lincolncottage.org.

Grade Level:

5th–12th grades

Time for this exercise:

One, 45-minute class period

Materials:

- ◆ World Map poster on reverse of this brochure
- ◆ Cork board
- ◆ Clear push pins
- ◆ String in a variety of colors: Teal, Red, Orange, Yellow, Blue, Grey

PROCEDURE:

- ◆ Using the *Crossing Borders with Digital Storytelling* lesson plan from American Immigration Council, students will interview family members about their immigration stories. Once these stories have been created, the class will map their family journeys using the world map poster on the reverse of this brochure.
- ◆ Using the world map poster, students will select a colored string that most closely reflects the reason why they, their families, or their ancestors immigrated. Specific categories are color coded by reason for immigrating. Categories and colors include:
- ◆ Affix the poster to a cork board so that push pins can easily attach to the poster.
- ◆ Students should use the poster to map their journey from their country of origin to their destination site.
- ◆ Once students have selected these points, they should measure the length (in inches) and prepare to cut their colored strings to that measurement. Once their colored string is cut, students should make a loop on each end that is large enough to fit around the push pin.
- ◆ Students should then place the push pin at the two points and slide one eye of their string over the head of the push pin at their country of origin and slide the other eye of their string over the head of the push pin at their destination country.
- ◆ Once each student has mapped their family's immigration journey, the class should discuss each family story.

Teal:



REFUGE
& ASYLUM

Red:



FAMILY

Orange:



JOBS

Yellow:



FREEDOM

Blue:

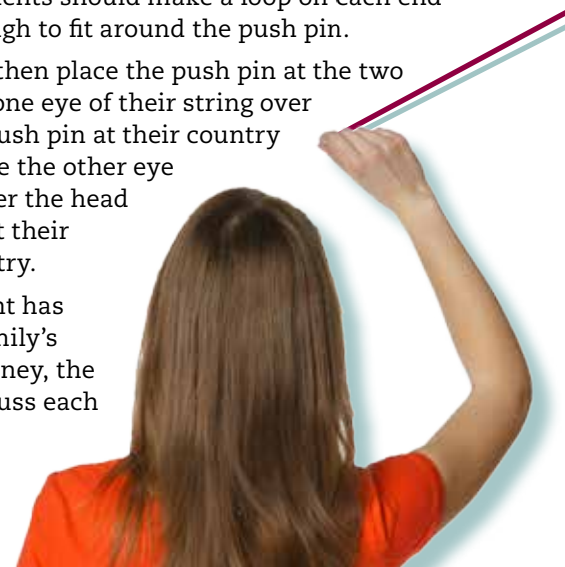


EDUCATION

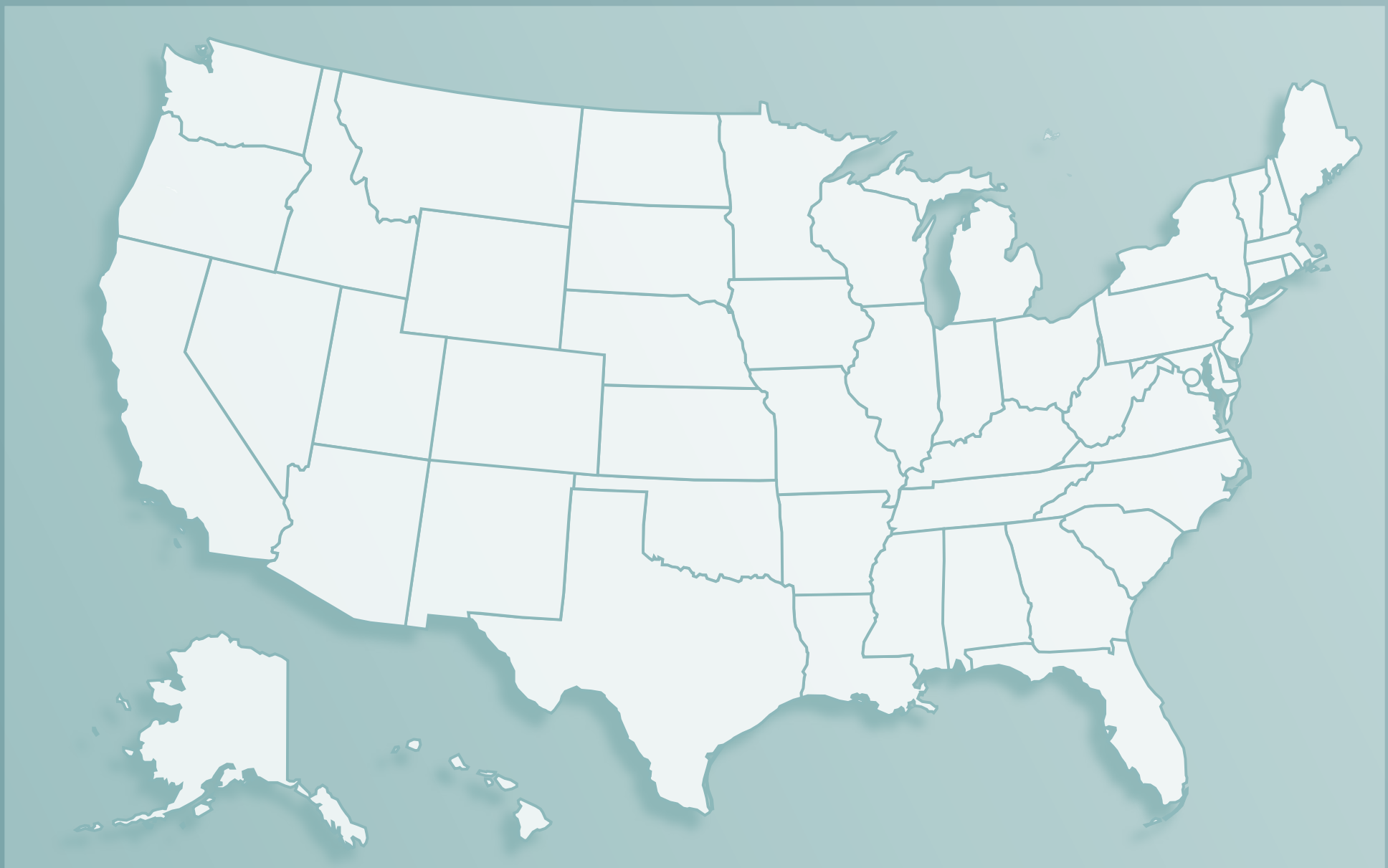
Grey:



FORCE



TELL YOUR IMMIGRATION STORY



teal

**REFUGE
& ASYLUM**
To escape political
or environmental
instability or violence


red

**FAMILY**
To be reunited with
loved ones, to provide
them with greater
opportunities, or
international adoptions

orange

**JOBS**
For profitable
employment
and prosperity

gray

**FORCE**
Not by personal
choice, but through
fraud, coercion,
or slavery.

yellow

**FREEDOM**
For civil rights, like
the freedom of speech,
religion, and political
or social views.

blue


**EDUCATION**
To learn new skills
or perspectives



PERMIT
INFO?

AFRH-W 558, 3700 North Capitol Street NW, Washington, DC 20011

President
Lincoln's
Cottage will
open **American
by Belief**, a new
special exhibit
on Lincoln and immigration,
on October 16, 2015 in the
Robert H. Smith Visitor Education
Center. **American by Belief** will
remain open for two years.



*For more information on upcoming
education and public programs visit
www.lincolncottage.org.*